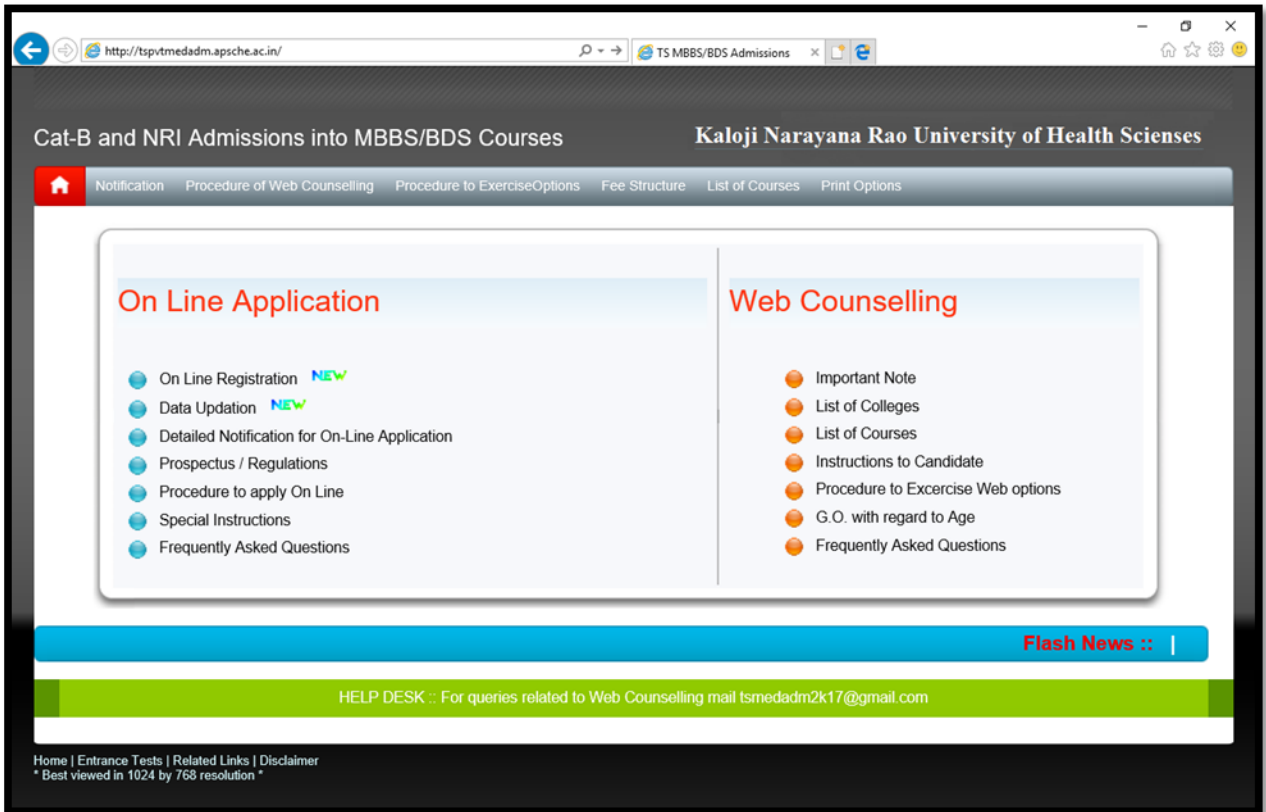


PROCEDURE FOR SUBMISSION OF ONLINE APPLICATION FORM

Open the website <http://tspvtmedadm.tsche.in/> Home page displayed as follows.



1. Click on the Online Registration.
2. Registration Form appears in which Candidate has to give the details to register.

KNR University of Health Sciences, Warangal
Application for Cat-B and NRI Admission into MBBS/BDS Courses 2017-18

Undergraduate Medical and Dental courses cut-off marks

Category	Qualifying Criteria	Cut off Marks (Out of 720)
General Category	50 th Percentile	697-131
SC/ST/BC	40 th Percentile	130-107
Persons with Disability(OC)	45 th Percentile	130-118

Registration Form

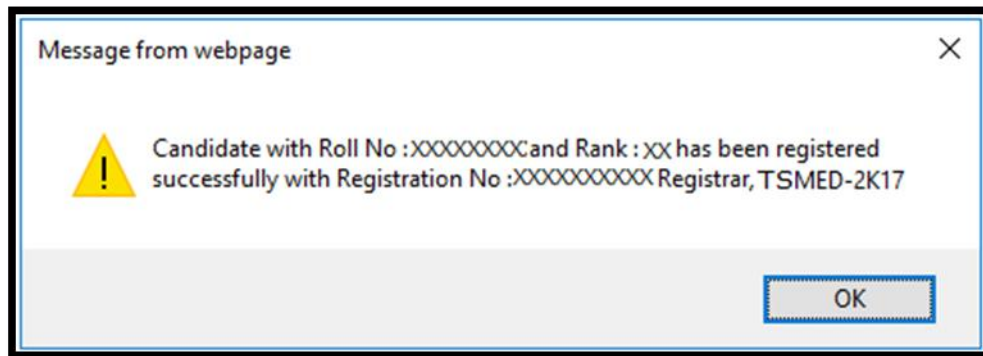
Neet Roll No *

Neet Rank *

Date of Birth *

Mobile Number *

3. After entering the details click on **validate** button.



4. If all the details you entered is correct, You will receive the **Registration number.** Please Note the Registration number for further correspondence and click **OK**

5. Then enter Testing Id and the Registration number for updating the details of the candidate and click on **Validate** Button.

KNR University of Health Sciences, Warangal
Application for Cat-B and NRJ Admission into MBBS/BDS Courses 2017-18

Registration Form

NEET Roll No *

Registration No. *

6. The application form will be displayed as shown below

The screenshot displays a web application form for NEET registration, divided into two main sections: "Registration Form" and "Candidate Details".

Registration Form:

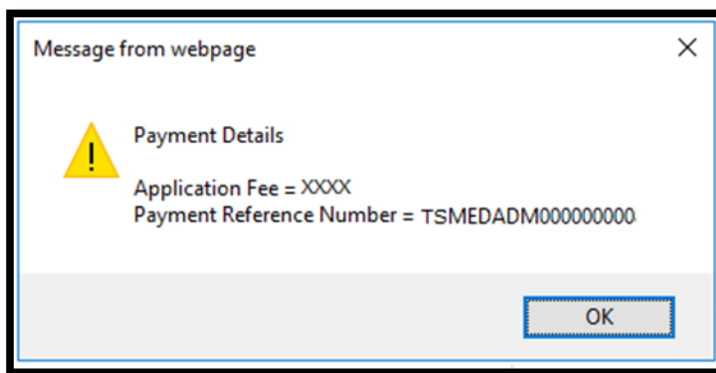
- NEET Roll No: [Text input field]
- Registration No.: [Text input field]
- Buttons: "Validate" and "Clear"

Candidate Details:

- NEET Roll No: [Text input field]
- NEET Rank: [Text input field]
- Percentile: [Text input field]
- Candidate Name: [Text input field]
- Father Name: [Text input field]
- Mother Name: [Text input field]
- Gender: [Dropdown menu]
- Caste Category: [Text input field]
- Caste Sub Category: [Text input field]
- Minority: [Dropdown menu]
- PH Status: [Dropdown menu]
- Obt Marks in Science Subs (in qualifying examination): [Text input field]
- Tot Marks in Science Subs (in qualifying examination): [Text input field]
- Are you claiming NRI Quota: [Dropdown menu]
- State of Domicile: [Dropdown menu]
- Declaration: [Text area with a pre-filled statement]
- Mobile No: [Text input field]
- Mobile No(Alternate): [Text input field]
- Email ID: [Text input field]
- Aadhar No: [Text input field]
- Address: [Text input field]
- Place: [Text input field]
- District: [Dropdown menu]
- State: [Dropdown menu]
- Pin Code: [Text input field]
- SSC Hall Ticket No.: [Text input field]
- Month of Passing SSC: [Dropdown menu]
- Year of Passing SSC: [Dropdown menu]
- Inter Board: [Dropdown menu]
- Inter Board(Others): [Text input field]
- Buttons: "Save and Exit" and "Save and Pay"

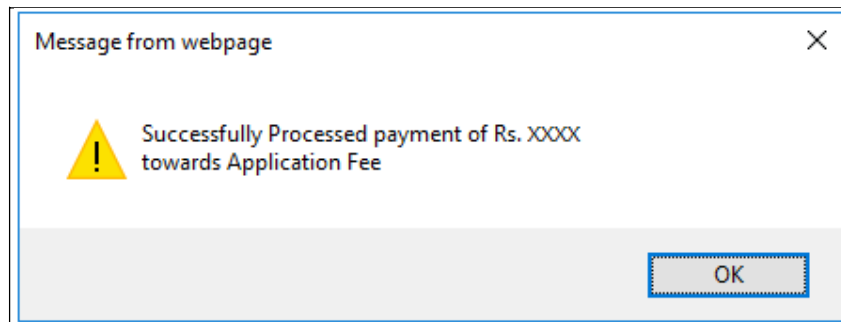
7. After filling the form, click on **Save and Exit Button**. This process can be repeated till all the data you entered is correct. Then click on **Save and Pay Button** to proceed for payment. Depending on your caste category, the Registration fee is varied. Once paid you will not get any refund. Hence, you are requested to double check the eligibility conditions yourself and pay the fee.

8. Now you will be directed to the Payment Gateway click OK



9. Select you mode of payment and Make Payment

10. After payment you will receive a Successful Payment message



12. Click OK Button. You will get your filled application form take printout of this form and affix a recent passport size photo on the space provided and submit the form at the time of certificate verification.
13. Sample of Filled Application



KNR University of Health Sciences, Warangal

TS Medical Admissions - 2017

**Application for Cat-B and NRI Admission into MBBS/BDS Courses
2017-18**

Affix Recent Passport
size Photo



Candidate NEET Details

Roll No. : xxxxxxxxxxxx

Rank : xxxxxx

Percentile : xxxxxxxxxxxx

Candidate Personal Details

Name of Candidate : xxxxxxxxxxxx xxxxxxxxxxxx xxxxxxxxxxxx

Father's Name : xxxxxxxxxxxx xxxxxxxxxxxx xxxxxxxxxxxx

Date of Birth : xxxxxxxxxxxx

Gender : xxxxxxxxxxxx

Caste Category : xxxxxx

Caste Sub Category :

PH : xxxxxx

Minority : xxxxxxxxxxxx

Obt Marks : xxxxxx

Tot Marks : xxxxxx

Inter Board : xxxxxxxxxxxx

Mobile No. : xxxxxxxxxxxx

Email ID. : xxxxxxxxxxxx xxxxxxxxxxxx

Aadhar No. : xxxxxxxxxxxx xxxxxx

Address : xxxxxxxxxxxx xxxxxxxxxxxx

Place : xxxxxxxxxxxx

District : xxxxxxxxxxxx

State : xxxxxxxxxxxx

Pin Code : xxxxxxxxxxxx

SSC Hall Ticket No. : xxxxxxxxxxxx

Month/Year of SSC : xxxxxx

Claiming NRI : xxxxxx

State of Domicile : xxxxxxxxxxxx xxxxxxxxxxxx

Paid an amount of Rs. xxxxx towards Application Fee.

I declare that the information provided by me is true in all respect and in case any information found to be false, my admission would stand cancelled automatically and criminal action can be initiated against me. I will pay the fees as applicable from time to time, regularly by the stipulated date.







Date : xxxxxxxxxxxx xxxxxxxxxxxx

Signature of the Candidate

Note : Take a printout and submit along with list of documents at the time of certificate verification.

Do's and Don'ts

-  **Do not use mobiles and tablets to Apply. Use only computers.**
-  Do not select or enter false information which can be liable for Criminal Action.
-  Avoid using slow internet facility.
-  Keep your mobile with you while applying and do not block SMS.